Cadrul de 10: scăderi

fișele.ro

Clasa pregătitoare · Matematică și explorarea mediului

MEM · C.S. 1.4 · ★★ Consolidat

Numele: _____ Data: _____

1 **Scrie scăderea arătată de fiecare cadru. Bulinele tăiate au plecat.**

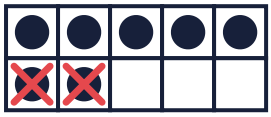 ☐ – ☐ = ☐

 ☐ – ☐ = ☐

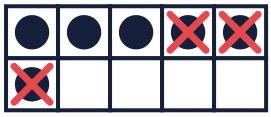 ☐ – ☐ = ☐

 ☐ – ☐ = ☐

 ☐ – ☐ = ☐

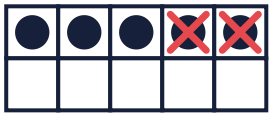 ☐ – ☐ = ☐

2 **Taie tu bulinele care pleacă și calculează.**

 8 – 3 = ☐

 10 – 4 = ☐

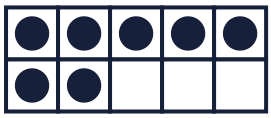 7 – 5 = ☐

3 **Desenează în caiet un cadru cu 10 buline. Taie 4 și spune câte rămân.**

★

Ți-a plăcut? ☺ 😐 ☹

Răspunsuri: Cadrul de 10: scăderi

Fișele.ro

Clasa pregătitoare · Matematică și explorarea mediului

MEM · C.S. 1.4 · ★★ Consolidat

1 Scrie scăderea arătată de fiecare cadru. Bulinele tăiate au plecat.

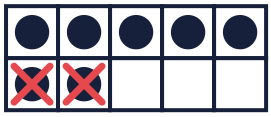

7 − 2 = 5



9 − 4 = 5

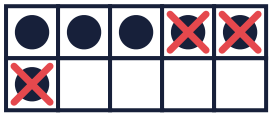

6 − 3 = 3



10 − 5 = 5



8 − 1 = 7

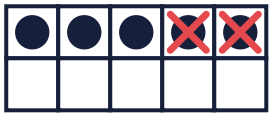

5 − 2 = 3

2 Taie tu bulinele care pleacă și calculează.



8 − 3 = 5



10 − 4 = 6



7 − 5 = 2

3 Desenează în caiet un cadru cu 10 buline. Taie 4 și spune câte rămân. ★

3) Rămân 6 buline: 10 − 4 = 6.

Mai multe fișe pentru clasa pregătitoare
Scanează codul sau intră pe fisele.ro/clasa-pregatitoare/. Fișe gratuite, cu răspunsuri.